SECTIUNE TRANSVERSALA/CROSS SECTION
sc. 1:100

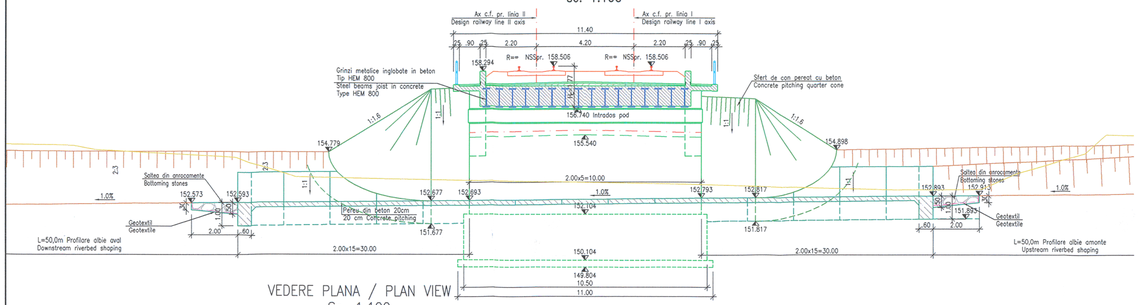

ELEVATIE AMONTE/UPSTREAM ELEVATION
sc. 1:100

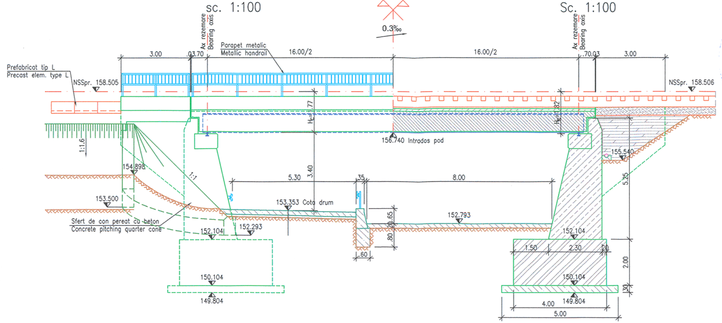

SECTIUNE LONGITUDINALA / LONGITUDINAL SECTION
Sc. 1:100



LEGENDA BETOANELOR/CONCRETE LEGEND
conform NE 012-1:2007/SR EN 206-1

- BETON C30/37 – Clasa de expunere XC3+XF1, agregate D_{max} 22
  DALA DE BETON/CONCRETE SLAB
- BETON C25/30 – Beton cu caldura de hidratare limitata, clasa de expunere XC2+XF3+XA1, agregate D_{max} 22.
  FUNDATII DIRECTE/DIRECT FOUNDATIONS
- BETON C25/30 – Clasa de expunere XC4+XF3, agregate D_{max} 22.
  ELEVATIA INFRASTRUCTURII/INFRASTRUCTURE ELEVATION
- BETON C25/30 – Clasa de expunere XC4+XF1+XM1, agregate D_{max} 16.
  SAPA DE PROTECTIE A HIDROIZOLATIEI SI PREDALE
  WATERPROOFING PROTECTION AND PRESLABS
- BETON C25/30 – Clasa de expunere XC4+XF3+XA1, agregate D_{max} 22.
  SFERT DE CON, PEREU SI SCARI DE ACCES
  QUARTER CONE, PITCHING AND ACCESS STAIRS
- BETON C16/20 – Clasa de expunere X0+XF3, agregate D_{max} 16.
  DREN, BETON DE PANTA, DE EGALIZARE
  DRAINAGE, SLOPE, LEAN CONCRETE

VEDERE PLANA / PLAN VIEW
Sc. 1:100

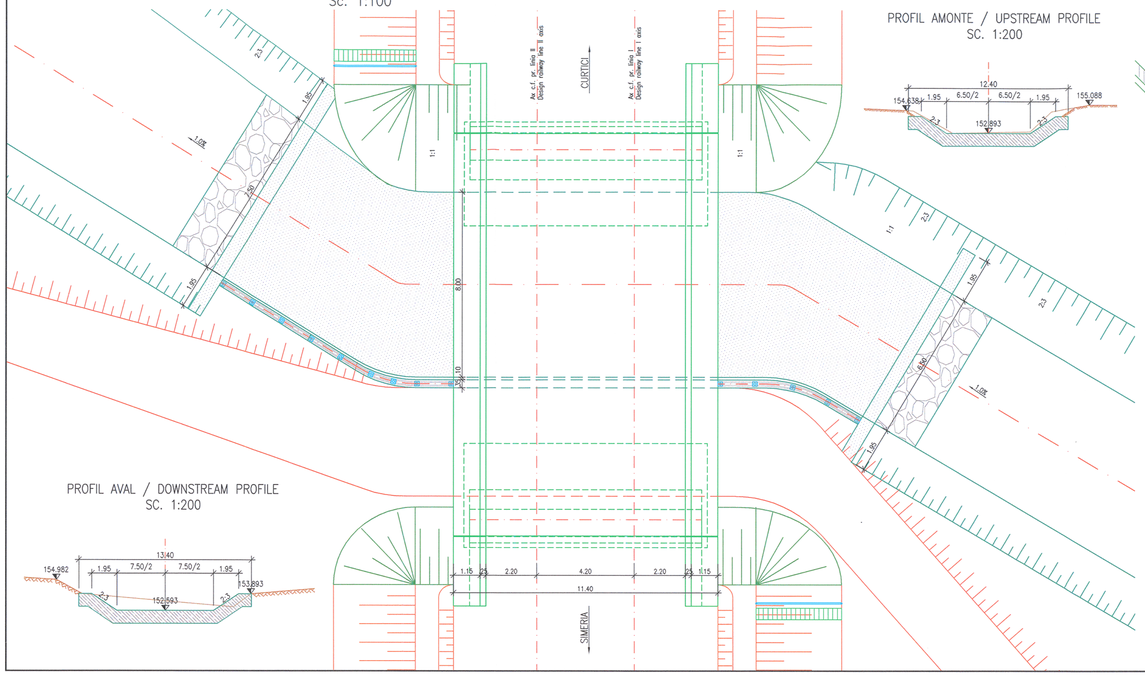

PROFIL AMONTE / UPSTREAM PROFILE
SC. 1:200

DETALIU FUNDATIE SFERT DE CON
QUARTER CONE FOUNDATION DETAIL
Sc. 1:50

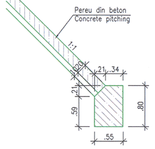

PLANURI DETALII GENERALE / GENERAL DRAWING DETAILS	
HIDROIZOLATIE SI ACOPERIR DE ROST WATERPROFFING AND EXPANSION JOINT	PT020200PO019
SISTEM DE DRENARE PODURI BRIDGE DRAINAGE SYSTEM	PT020200PO020
ELEMENT PREFABRICAT TIP L PREFABRICATED ELEMENT TYPE L	PT020200PO021
SCARA DE ACCES SI BALUSTRADA METALICA ACCESS STAIRS AND METALLIC BALUSTRADE	PT020200PO022
PARAPET METALIC PODURI, PE BETON METALLIC HANDRAIL FOR BRIDGES, ON CONCRETE	PT020200PO024

CONVOI DE CALCUL LM71
LOAD MODEL LM71

OBSERVATIE: Pe toate suprafetele din beton in contact cu pamantul se vor aplica 2 straturi de emulsie din bitum filerizat.

ATTENTION: All concrete surfaces in contact with soil will be coated with 2 bituminuous layers.

PROFIL AVAL / DOWNSTREAM PROFILE
SC. 1:200

NOTA:
1. Prezentul plan s-a intocmit in baza urmatoarelor date:
– expertiza tehnica;
– studiu topografic;
– studiu geotehnic;
– studiu hidraulic;
– date culese pe teren.
2. Pe traseul de cale ferata proiectat la km 534+879, se vor executa:
– pod tip DGMI cu deschiderea de 16,00m, care se racordeaza cu terasamentul amonte si aval cu sferturi de con pereate cu beton.
– parapet metalic de protectie montat pe dala din beton.
– pereu din beton pe lungimea podului precum si intre sferturile de con, asigurandu-se astfel o panta de scurgere de 1.0%.
– suprafetele de beton vizibile se vor impermeabiliza.
– scari de acces cu balustrade metalice pe terasament.
3. La executie se vor respecta cu strictele prevederile din:
– Codul de practica pentru executarea lucrarilor din beton, beton armat si beton precomprimat, indicativ NE 012;
– Codul de practica pentru executarea elementelor prefabricate din beton, beton armat si beton precomprimat, indicativ NE 013;
– Normativul pentru verificarea calitatii si receptia lucrarilor de constructii aferente, indicativ C56-85 (C56-2002)
– Caietul de sarcini.
4. Conform H.G. 766/1997 lucrarea se incadreaza in categoria "B" a constructiilor de importanta deosebita.
5. Proiectul va fi verificat de verificatori atestati MLPAT la exigentele A.4, B.2 si D.2.

NOTE:
1. This plan was prepared based on the next data:
– technical expertise;
– topo survey;
– geo-technical study;
– hydraulic study;
– dates on site.
2. On the designed railway route at km 534+879, there will be executed:
– bridge type DGMI with 16,00m span, which will be connected upstream and downstream with concrete pitching quarter cone.
– metallic handrail mounted on the bridge superstructure.
– in the bridge area, as well as between the quarter cones, a concrete pitching will be executed thus ensuring a discharge slope of 1.0%.
– the visible concrete areas will be waterproofed.
– access steps with metallic handrails are provided on the embankment.
3. During execution there will be strictly observed the provisions of:
– Practice code concerning the execution of concrete, r.c. and pre-stressed concrete works, indicative NE 012
– Practice code concerning execution of concrete, r.c. and pre-stressed concrete elements, indicative NE 013;
– Normative concerning the quality check and taking-over of afferent construction work, indicative C56-85 (C56-2002)
– Technical Specifications.
4. Complying with H.G. 766/1997 this structure belongs to category "B" of importance.
5. The project will be verified at A.4, B.2 and D.2 requirements.

Prezentul plan anuleaza si inlocuieste versiunea anterioara
This plan cancels and replaces previous version

Verificator / Expert Checker / Expert	Cerinta Requirement	Semnatura Signature	Referat / Expertiza Report / Expertise

European Investment Bank

MINISTERUL TRANSPORTURILOR

BENEFICIAR / BENEFICIARY :

COMPANIA NAȚIONALĂ DE CĂI FERATE "CFR" SA

PROIECTANT / DESIGNER: PÖYRY			Data Date	Semnatura Signature
Aprobat Approved	Sef de echipa Team leader	C. Teodorescu	01.2013	
Verificat Checked	Expert Cheie Key Expert	R. Tudorascu	01.2013	
Subcontractant / Subcontractor VIOTOP				
Aprobat Approved	Adjunct Sef de echipa Deputy Team leader	A.M. Baicu	01.2013	
Proiectat Designed	Inginer Engineer	T. Mihali	01.2013	

"Reabilitarea liniei c.f. Frontier à - Curtici - Simeria , parte componentă a coridorului IV Pan - European pentru circulaţia trenurilor cu viteză maximă de 160 km/h"
Transonul 2-B : cap Y Bărzava - cap Y Iltou
"Rehabilitation of the Railway Line Border - Curtici - Simeria , component Part of the IV Pan - European Corridor for the Trains Circulation with maximum speed of 160 km/h"
Section 2-B : end Y Bărzava - end Y Iltou

Project 9i 35311.1

Faza / Phase: PTH+CS / TD+TS

Denumire desen / Drawing name:

DISPOZITIE GENERALA / GENERAL LAYOUT
POD / BRIDGE KM pr. 534+879

Scara / Scale	Revizia / Revision	Cod desen / Drawing Code	Nr / No
1:50 1:100	1 / 04.2013	PT.02.02.15.PO.02.03	03